




**ISLAMI BANK BANGLADESH LIMITED**  
**Consolidated Balance Sheet**  
**As of 30 September, 2011 (Un-Audited)**

	Amount in Taka	
	as of September 30, 2011	as of December 31, 2010
<b>PROPERTY AND ASSETS</b>		
<b>Cash in Hand</b>	<b>40,556,770,140</b>	<b>39,053,405,096</b>
Cash in hand (including foreign currency)	4,704,037,899	3,787,386,652
Balance with Bangladesh Bank & its Agent Bank(s) (including foreign currency)	35,852,732,241	35,266,018,444
<b>Balance with Other Banks &amp; Financial Institutions</b>	<b>18,051,206,974</b>	<b>7,114,712,459</b>
In Bangladesh	13,868,616,244	3,733,285,761
Outside Bangladesh	4,182,590,730	3,381,426,698
<b>Placement with Banks &amp; Other Financial Institutions</b>	-	-
<b>Investments in Shares &amp; Securities</b>	<b>14,598,550,608</b>	<b>13,471,200,872</b>
Government	13,189,857,620	11,668,666,620
Others	1,408,692,988	1,802,534,252
<b>Investments</b>	<b>291,738,567,275</b>	<b>261,725,131,026</b>
General Investments etc.	278,141,040,008	243,285,083,653
Bills Purchased & Discounted	13,597,527,267	18,440,047,373
Fixed Assets including Premises	6,950,902,572	6,757,093,310
Other Assets	4,103,991,498	2,663,628,971
Non - Banking Assets	-	-
<b>Total Assets</b>	<b>375,999,989,067</b>	<b>330,785,171,734</b>


  
(Mohammad Nesar Uddin, FCA, FCMA)  
Senior Vice President (FAD)

  
(Mohammad Abdul Mannan)  
Managing Director

	Amount in Taka	
	as of September 30, 2011	as of December 31, 2010
<b>LIABILITIES AND CAPITAL</b>		
<b>Liabilities</b>		
<b>Placement from Banks &amp; Other Financial Institutions</b>	-	-
<b>Deposits &amp; Other Accounts</b>	<b>330,833,601,400</b>	<b>291,937,493,665</b>
Mudaraba Savings Deposits	125,434,401,409	111,143,631,482
Mudaraba Term Deposits	64,972,483,167	51,156,122,735
Other Mudaraba Deposits	98,742,056,275	91,159,942,987
Al- Wadeeah Current and Other Deposit Accounts	38,459,222,993	35,497,186,925
Bills Payable	3,225,437,556	2,980,609,536
<b>Mudaraba Perpetual Bond</b>	<b>3,000,000,000</b>	<b>3,000,000,000</b>
<b>Other Liabilities</b>	14,116,140,290	12,168,253,018
<b>Deferred Tax Liabilities /(Assets)</b>	162,930,992	163,148,320
<b>Total Liabilities</b>	<b>348,112,672,682</b>	<b>307,268,895,003</b>
<b>Capital/ Share-holders' Equity</b>	<b>27,887,316,385</b>	<b>23,516,276,731</b>
Paid - up Capital	10,007,712,000	7,413,120,000
Statutory Reserve	7,934,963,742	7,934,963,742
Other Reserves	5,272,780,020	5,551,580,020
Retained Earnings including Proposed Dividend of Main Operation	-	2,616,599,517
Retained Earnings September-2011	4,671,799,171	-
Minority Interest	61,452	13,452
<b>Total Liabilities &amp; Shareholders' Equity</b>	<b>375,999,989,067</b>	<b>330,785,171,734</b>
<b>OFF-BALANCE SHEET ITEMS</b>	-	-
<b>Contingent Liabilities</b>		
Acceptances & Endorsements	-	-
Letters of Guarantee	7,019,286,290	6,427,914,687
Irrevocable Letters of Credit (including Back to Back Bills)	84,089,375,684	87,256,102,042
Bills for Collection	14,825,704,939	18,846,365,012
Other Contingent Liabilities	568,291,636	568,291,636
<b>Total</b>	<b>106,502,658,549</b>	<b>113,098,673,377</b>
<b>Other Commitments</b>		
Documentary Credits and Short Term		
Trade Related Transactions	-	-
Forward Assets Purchased and Forward		
Deposits Placed	-	-
Undrawn Note Issuance and Revolving		
Underwriting Facilities	-	-
Undrawn Formal Standby Facilities, Credit Lines and		
Other Commitments	-	-
<b>Total</b>	-	-
<b>Total Off - Balance Sheet Items including</b>	<b>106,502,658,549</b>	<b>113,098,673,377</b>
<b>Contingent Liabilities</b>		
<b>Net Asset Value (NAV) Per Share</b>	<b>278.66</b>	<b>234.98</b>

  
(Mohammad Nesar Uddin, FCA, FCMA)  
Senior Vice President (FAD)

8 9 ✓

  
(Mohammad Abdul Mannan)  
Managing Director